

Helpful Hints for Parents

To ensure that your child is receiving the greatest benefit from the Kumon Reading Program, please follow the simple steps below.

- (1) Read and follow the directions and parent's notes provided on the worksheets to ensure that you are following the Kumon Method at home.
- (2) When necessary, use the "I say, we say, you say" technique.
 - First, parent says the word or phrase alone.
 - Second, parent and child say the word or short sentence together.
 - Third, the child repeats the word or sentence on their own.
- (3) Praise your child after he or she finishes the daily worksheets. Nothing can better motivate your child to learn every day than your praise and admiration.

Additional Hints for Success

Through daily activities, you can stimulate your child's interest in language. For example, you can take turns thinking of objects that start with the same sound (*bear, ball, bug, bicycle*) or have your child identify the first sound of a common object (for example the /k/ in *car*, as you drive to the store). Continue singing the alphabet song with your child; children need to know the names of the letters before they can associate the sounds of those letters with their shapes. Use magnetic letters at home to help your child identify letters and their sounds, such as the letters of his or her name.

To prepare your child for the letter tracing exercises in Level 5A, encourage scribbling on blank paper, using pencils or jumbo crayons.

To help increase your child's vocabulary, listen to songs together. Point at words as you read them aloud in books, and look for Read-Aloud List books that emphasize alliteration (similar beginning sounds of words), the letters of the alphabet, and simple rhymes. Try to read at least 20 of the RAL books to your child during this level. Your Instructor may also supplement the worksheets with flashcards.

Instructor's Comments

Kumon Reading Program

Level 5A

Letter Sounds and Letter Tracing

Student Name: _____


Starting Date: _____

Completion Date: Your Child's Goal

Jan	Apr	July	Oct
Feb	May	Aug	Nov
Mar	June	Sep	Dec

The goal is based upon your child's individual abilities. It takes into account the number of pages your child is currently able to complete per day and the number of repetitions necessary to ensure mastery of the worksheets.

Climbing the Ladder to Success in Reading



KUMON®

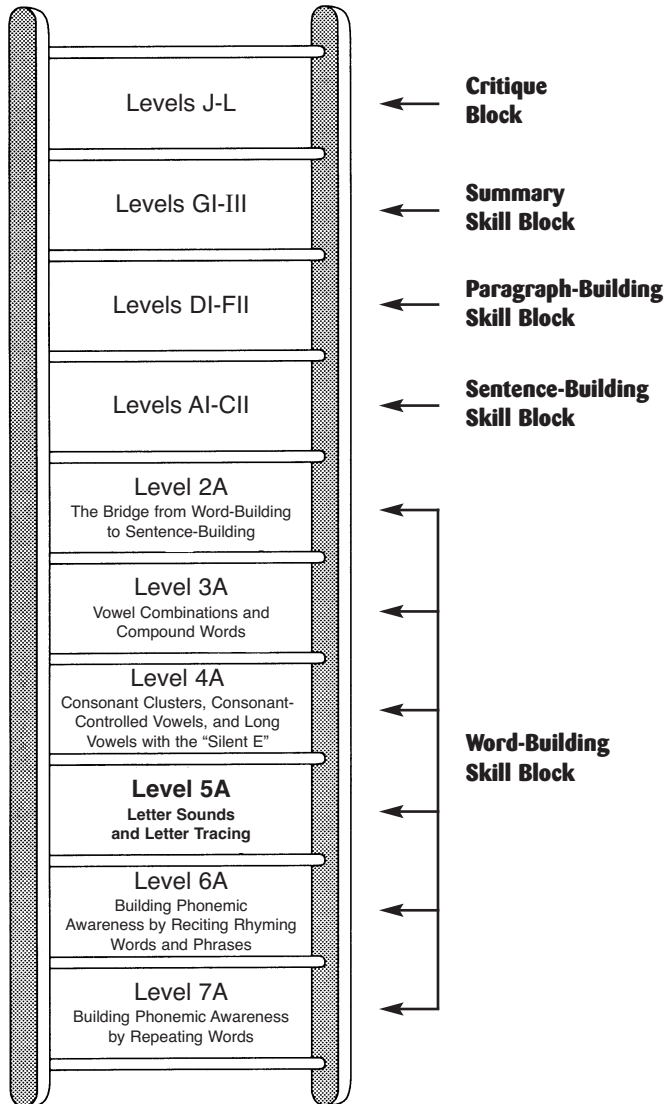
Goals of Level 5A

Congratulations! Your child is ready to begin phonics. In Level 5A, students continue to develop their pre-reading skills by saying individual sounds while tracing letters. Students also begin to sound out simple words with single consonant and short vowel combinations. By the end of this level, your child will be able to say over 800 basic words, have begun to develop fine motor skills, and be exposed to reading through listening to stories read aloud to them.

Contents of Level 5A

Worksheet Number	Section
1 - 110	Saying the Sounds of Letters
111 - 170	Putting Sounds Together
171 - 200	Step-by-Step to Stories

Kumon's Ladder to Success







Skills and Benefits of Level 5A



Level 5A will teach your child letter-sound correspondences through tracing the letters of the alphabet while saying the sounds the letters make (phonemes). Tracing each letter while saying its sound will help reinforce the letter-sound correspondence and help develop your child's fine motor skills. Stroke order guides are provided in this level to help your child learn to write letters correctly from the beginning. After your child has followed a step-by-step approach to identifying letters on Worksheets 1-110 and has begun to associate the letters with their sounds, he or she may begin to sound out simple words with single consonants and short vowels on Worksheets 111-170. The stories at the end of this level were created to reinforce the material covered and to enhance your child's desire to read.

Level 5A Sample Worksheets

KUMON 5A 1
5A 1a Saying the Sounds of Letters 1
 Name: _____
 Date: _____
 Time: : to :
 Say the word and the sound of the letter in the box as you trace the letter.

bed  




bus  

ball  

Attention Parents: Please read the directions to the child. Students are not required and are not yet able to read the words. They should be able to say the words based on the picture. If they don't recognize the object, just tell them the word. Also, please make sure that the students say the sound of the letter instead of the name of the letter. (For example, students should say the sound /b/ for the letter "b".)

5A 111b

Say the words in the box. Then say the sound of each letter as you trace it.

hat  mat  rat 

hat
 mat
 rat