

Helpful Hints for Parents

To ensure that your child is receiving the greatest benefit from the Kumon Reading Program, please use the helpful hints listed below.

- (1) To “recite” means that your child picks up the word from the picture cue on his or her own. Children are not expected to read in 6A.
- (2) If your child can't pick up the word from the picture cue yet, use the “I say, we say, you say” approach.
 - First, parent says the word or phrase alone.
 - Second, parent and child say the word or phrase together.
 - Third, the child repeats the word or phrase on their own.

Additional Hints for Success

To prepare your child effectively for the letter tracing exercises in Level 5A, let your child begin practice scribbling on blank paper. If your child is too young to use a pencil, he or she can use a jumbo crayon. Encourage your child to scribble or draw a check mark on the worksheets after saying the words aloud.

Children need to know the names of the letters before they can associate the sounds of letters with their shapes. To prepare them to learn the alphabet in 5A, sing the alphabet song together and point out specific letters, like the first letter of their first name, wherever you go. Look for books on the Read-Aloud List that emphasize rhyming. Try to read at least 20 of the RAL books to your child during this level. Your Instructor may also supplement the worksheets with flashcards.

Instructor's Comments

Kumon Reading Program

Level 6A

Building Phonemic Awareness by Reciting Rhyming Words and Phrases

Student Name: _____

Starting Date: _____


Completion Date: Your Child's Goal

Jan	Apr	July	Oct
Feb	May	Aug	Nov
Mar	June	Sep	Dec

The goal is based upon your child's individual abilities. It takes into account the number of pages your child is currently able to complete per day and the number of repetitions necessary to ensure mastery of the worksheets.

Note to Parents: The beginning levels of the Kumon Reading Program help your child to develop beginning language skills. Your assistance in these levels is crucial to your child's success in learning to read. Please see the “Helpful Hints for Parents” section.

Climbing the Ladder to Success in Reading

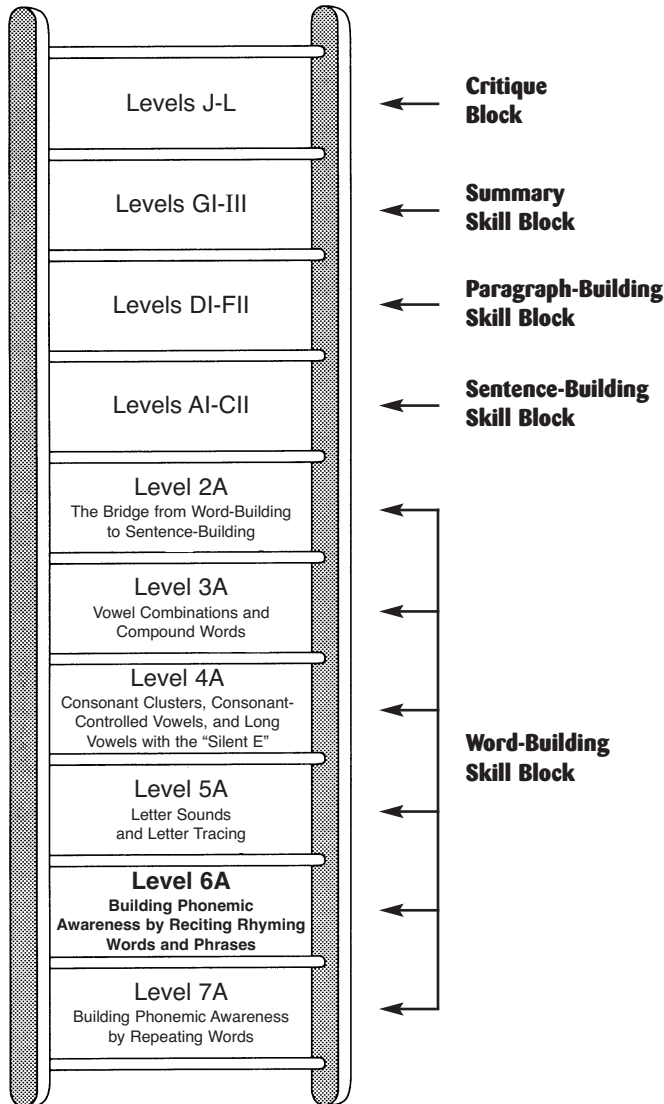


KUMON®

Goals of Level 6A

Congratulations! Your child is now ready for Level 6A. In this level, your child will solidify vocabulary introduced in Level 7A. By the end of Level 6A, your child will be able to say over 500 rhyming words, phrases and sentences (cumulative). By hearing and seeing the vocabulary words grouped by rhyming sound (such as *bat*, *cat*, and *hat*), children will be better able to develop phonemic awareness. Phonemic awareness is an awareness of the sounds that make up words and is a necessary precondition for children to learn the alphabet. Children need to know the sound of a letter before they can link that sound with the visual form of the letter, as will happen when they begin studying the alphabet in Level 5A.

Kumon's Ladder to Success



Contents of Level 6A

Worksheet Number	Section
1 - 40	Recognizing Familiar Words
41 - 100	Saying Rhyming Words
101 - 170	Saying Rhyming Phrases
171 - 200	Saying Rhyming Poems





Skills and Benefits of Level 6A

In this level, your child will listen to and repeat words, phrases, and sentences read aloud by you or your Instructor. Because your child will also begin reciting (recognizing words with the help of picture cues), be sure no one ever hides the pictures while your child looks at the page. In Worksheets 1-40, your child will recite over 100 familiar words first presented in Level 7A. By hearing and saying the words in phrases (such as *tiger, big tiger, small tiger*), your child will be exposed to nouns, adjectives, and verbs. Hearing different combinations of sounds will develop your child's phonemic awareness skills. In Worksheets 41-100, your child will recite several rhyming words on each page, such as *can, fan, pan, snowman*. In Worksheets 101-170, your child will recite rhyming phrases, like *fat cat* and *red sled*. In Worksheets 171-200, your child will recite rhyming poems, such as "One, two, tie your shoe."

Level 6A Sample Worksheets

KUMON 6A 41a 6A 41
 Saying Rhyming Words 1
 Name: _____
 Date: _____
 Time: _____ to _____


☐ Point to each word as you say it.

 bat
 cat
 fat
 hat

Attention Parents: Phonemic awareness is an awareness of the sounds that make up words and is a necessary first step in the learning-to-read process. In this section, words are grouped together with the same ending sounds or rhymes. If the child does not immediately recognize the word with the pictures below the same 'I see, we say, you say' routine as before.

KUMON 6A 101a 6A 101
 Saying Rhyming Phrases 1
 Name: _____
 Date: _____
 Time: _____ to _____

☐ Point to each word as you say it.

red sled 

fat cat 